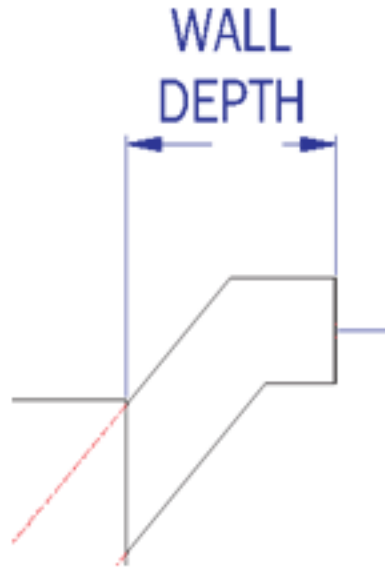
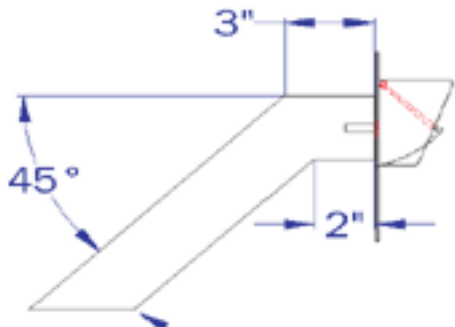


# PAYMENT PASS THRU AS-0183

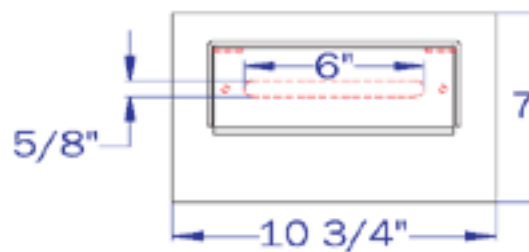
Exterior Rough  
Opening  
4" x 9"



## SS HEAD & STEEL DELIVERY CHUTE DETAIL



ANTI-FISH TEETH  
PREVENTS FISHING



## ACCESSORY OPTIONS

PART ID	DESCRIPTION
0608	LOCKABLE LIFT PLATE INCLUDES LOCK BAR, PAD LOCK, AND 2 KEYS
0711	WIDE-SLOT SS HEAD 2" X 6.5" SLOT OPENING (REPLACES 5/8" OPENING)
0801	ENVELOPE HOLDER 8" X 4.5" INCHES WIDE [25 CAPACITY]
0802	ENVELOPE HOLDER 10.5" X 4.5" INCHES WIDE [25 CAPACITY]
0803	EXTRA ENVELOPE HOLDER 10.5" X 4.5" INCHES WIDE [100 CAPACITY]
0805	ENVELOPE HOLDER W/ WRITING SHELF 11" X 9.75" X 6" BLACK SIGN ON LIFT PLATE READS "ENVELOPES" [50 CAPACITY]



**COVENANT**  
Security Equipment