

866.286.4400
9323 N. Government Way STE 12
Hayden, ID 83835

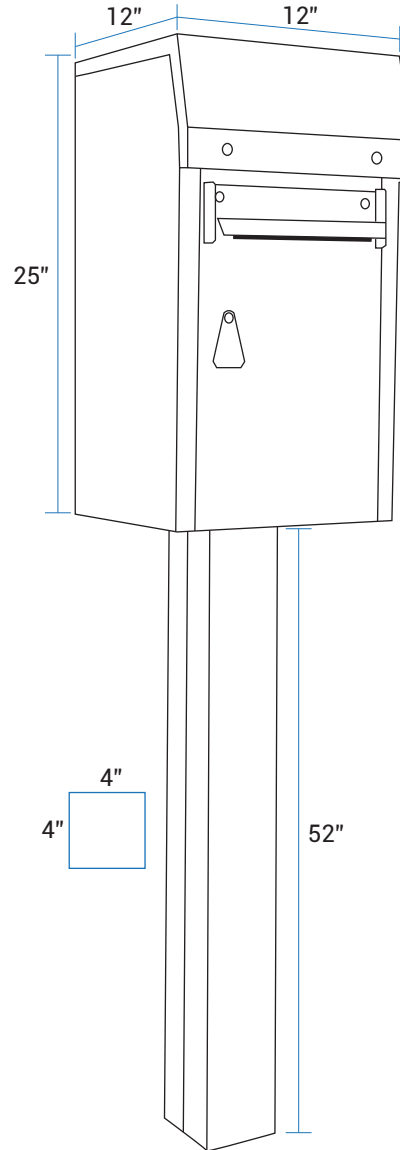
MODEL
CSE-AS-500-IG-COMBO

DETAILS
CAPACITY | 300+ Payments
ACCESSIBILITY | Walk up
INSTALLATION | In ground


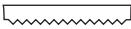


TECH NOTES
11-2020 | V.1 | JAW

SIGNATURE _____

DATE _____



INCLUDED ITEMS

- Heavy duty rain guard 
- Anti-fish teeth 
- Closed slot panel 
- Four keys 
- Custom nametag (32 characters maximum)

YOUR TITLE HERE

OPTIONAL ACCESSORIES

- Large slot entrance | 10" (w) x 1" (h)
- Steel bollards | In ground
- Envelope holder
 - 10.5" (h) x 4.5" (w) x 4" (d) (100 Capacity)
 - 10.5" (h) x 4.5" (w) x 1-1/4" (d) (25 Capacity)
 - 8" (h) x 4.5" (w) x 1-1/4" (d) (25 Capacity)

Mounting

- Left side (front view)
- Right side (front view)
- No mounting
- Powder coat/RAL# _____

STICKER PACK | Payment/Envelope