



COVENANT
Security Equipment

West Coast Bi-Parting Window & Air Curtain Package

MODEL: WC14X29131

This attractive and economical window & air curtain package is ideal for a drive-thru or walk up applications where CA retail food code is required. Bi-parting doors slide open to the sides to keep counter free for staging or hand off. Comes with transom, AA100 air curtain, and relay switch kit. Switch neatly installs in header of window with no exposed wires or contacts. Service opening is under 432 sq. inches.

MODE OF OPERATION

◇ FULLY AUTOMATIC ELECTRIC

For hands free operation, the operator simply steps into an overhead light beam which opens the door panels automatically. The door panels automatically close when the operator steps away. Opening size is 14" w x 29-1/2" h (not adjustable)



SIZE

Window Frame Size: 53-1/2"W x 51-1/2"H

Window: 53-1/2"W x 35-3/4"H w/ 15-3/4"H Transom

Service Opening: 14" w x 29-1/2" h (under 432 square inches)

Rough Opening: 54"W x 52"h

STANDARD FEATURES:

- ◇ Anodized aluminum extrusions and stainless steel combine to give you an attractive window that will not rust, pit or weather
- ◇ Fully assembled, pre-glazed and ready to install
- ◇ 1/4" Clear Tempered Glass with Low E Hard Coat
- ◇ Dark Bronze or Clear Anodized Aluminum
- ◇ Self latches every time it closes. Also includes a thumb turn lock.
- ◇ Track free bottom sill.
- ◇ One year parts & labor limited warranty
- ◇ On-staff tech support / stocked parts / nationwide network of service providers.

OPTIONAL FEATURES

- ◇ Powder Coat Paint—Tiger Drylac
- ◇ Telescoping Night Time Security Bar Set for additional security
- ◇ Matching 53 1/2"W x 10"D shelf for interior or exterior use
- ◇ Solid glass transom for use with inside mount air curtain & relay switch.

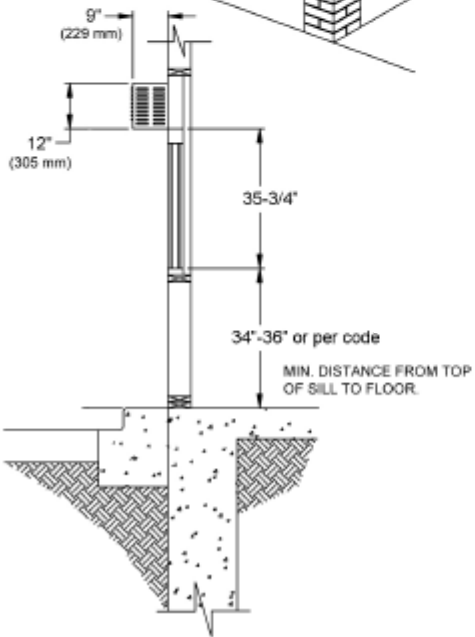
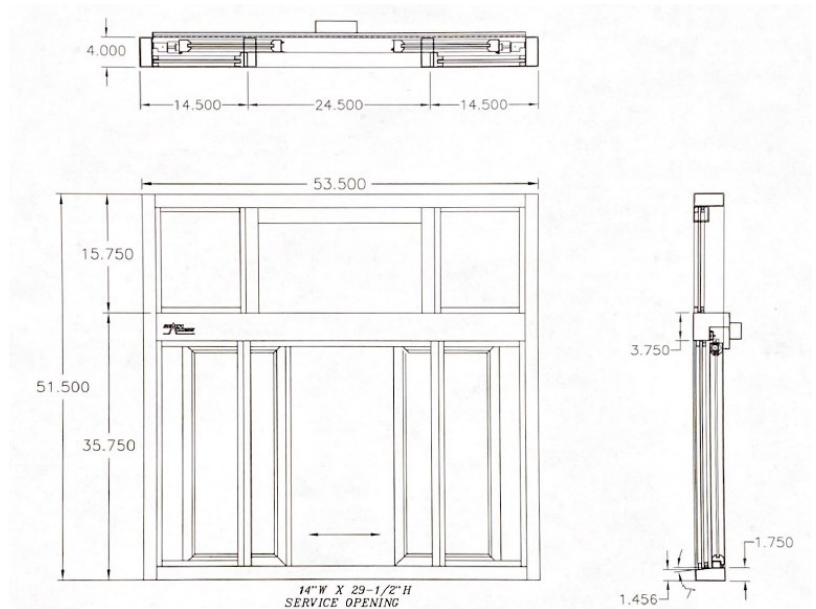
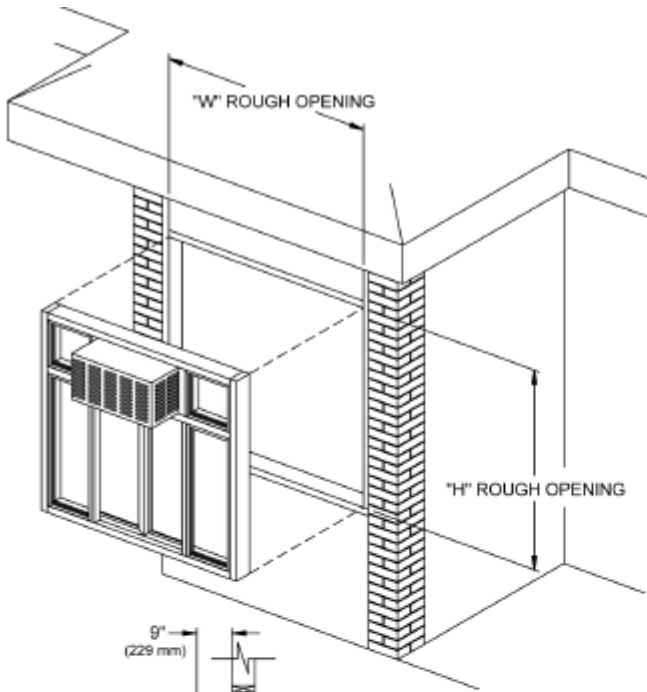


COVENANT
Security Equipment

West Coast Bi-Parting Window & Air Curtain Package

All windows ship completely pre-assembled, fully glazed and ready to install.

Must be installed square and plumb. Installation illustrations are for reference only. Local codes prevail.



ELECTRIC REQUIREMENTS FOR WINDOW

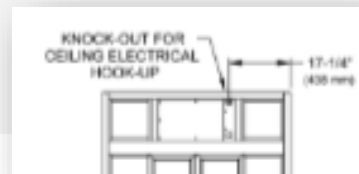
115 vac—60Hz with a 15 amp dedicated circuit
Run power to header on right side from exterior view

[Dedicated Circuit](#)

ELECTRIC REQUIREMENTS FOR AA100

Run power to center of window above the header
115 vac—60Hz with a 15 amp dedicated circuit

[Dedicated Circuit](#)



Service Opening = 14"W x 29-1/2"H

Air Shield = 600 FPM Air Velocity

